PCBA Modules (SKD)



Bluetooth 5.0 Mesh Modules

KMB01

- Bluetooth 5.0 SIG mesh (BLE) module (*See full details on pg. 05-11)
- L * W * D: 19.2mm*12.7mm*1.6mm
- nRF52832 chip design
- Frequency: 2404MHz-2480MHz
- Bluetooth transmission range: up to 50m in open air
- Supply voltage: DC1.7V-3.6V
- Current consumption: <10mA (normal mode)
- Mobile/tablet app & PC web platform control
- Ready for integration to LED drivers/dimmers etc.
- IoT(Internet-of-Things) featured
- Future proof: Continuous firmware maintenance (OTA)
- Highly open for all customization possibilities

Six Variants Available:

- KMB01-S: On/Off control
- KMB01-DIM: Dimming only
- KMB01-CCT: Dimming and color tuning (PWM output)
- KMB01-DA: Dimming and color tuning (DALI broadcast)
- KMB01-EM: Dimming and color tuning with Emergency function
- KMB01-PIR: For PIR sensor connecting, with daylight sensor and PUSH function Relay output/PWM output/1-10V putput/DALI output available

NEW!

KMB02

- Bluetooth 5.0 SIG mesh (BLE) module (*See full details on pg. 05-11)
- L * W * D: 19.2mm*12.7mm*1.6mm
- nRF52840 chip design
- Frequency: 2404MHz-2480MHz
- Bluetooth transmission range: up to 50m in open air
- Supply voltage: DC1.7V-3.6V
- Current consumption: <10mA (normal mode)
- Mobile/tablet app & PC web platform control
- Ready for integration to LED drivers/dimmers etc.
- IoT(Internet-of-Things) featured
- Future proof: Continuous firmware maintenance (OTA)
- Highly open for all customization possibilities

Six Variants Available:

- KMB02-S: On/Off control
- KMB02-DIM: Dimming only
- KMB02-CCT: Dimming and color tuning (PWM output)
- KMB02-DA: Dimming and color tuning (DALI broadcast)
- KMB02-EM: Dimming and color tuning with Emergency function
- KMB02-PIR: For PIR sensor connecting, with daylight sensor and PUSH function Relay output/PWM output/1-10V putput/DALI output available

DALI-2 Modules

KMD01-DT6



- DALI-2 DT6 module (DALI device type 6)
- L * W * D: 37.5mm * 14mm * 7mm
- DALI dimmable (1% - 100%)
- Comply with IEC62386 -101/102/207 standards
- Supply voltage: DC 8.5V – 12V
- Current consumption: <20mA (±5mA)
- Convert the DALI signal to PWM 1KHz (can be customized)
- With 300Vac protection against overvoltages
- Ready for integration to DALI-2 LED drivers
- DALI terminal with 300Vac protection against overvoltage
- Switch-Dim (PUSH) terminal – same position as DALI terminals
- LED Fault detection
- Conformity: IEC62386-102:2018; IEC62386-207:2018

KMD01-DT8 & UC20DC & LEB02 & UC20RC

KMD01-DT8

- DALI-2 DT8 module (DALI device type 8)
- L * W * D: 37.5mm * 14mm * 7mm
- DALI dimmable (1% - 100%)
- Comply with IEC62386 -101/102/207 standards
- Supply voltage: DC 8.5V – 12V
- Current consumption: <20mA (±5mA)
- Convert the DALI signal to PWM 1KHz (can be customized)
- With 300Vac protection against overvoltages
- Ready for integration to DALI-2 LED drivers
- DALI terminal with 300Vac protection against overvoltage
- Switch-Dim (PUSH) terminal – same position as DALI terminals
- LED Fault detection
- Conformity: IEC62386-101:2018; IEC62386-102:2018; IEC62386-207:2018; IEC62386-209:2011

HF Modules

NEW!

UC20DC



- Microwave (HF) module
- L * W * D: 20mm * 20mm * 45mm
- On/Off control
- Frequency: 5.8GHz ±75MHz
- Input: 12VDC (≥20mA)
- Output (Max Loading): 5V, TTL
- Max installation height: 6m
- Max detection range: 10m (diameter)
- Daylight sensor: Photodiode (PD)
- Active Lux Switching technology (*See pg. 15)
- Robust HF antenna design against wireless interference (*See pg. 13)

LEB02

- Microwave (HF) module
- L * W * D: 23mm * 22mm * 7mm
- Frequency: 5.8GHz ±75MHz
- Supply voltage: DC 3.3V (can be customized)
- Current consumption: 5mA – 6mA
- High/Low level output or PWM output
- Max installation height: 3m
- Max detection range: 6m (diameter)
- Daylight sensor: Photodiode (PD)
- Active Lux Switching technology (*See pg. 15)
- Programmable sensor parameter settings

NEW!

UC20DC/RC

HRC-05

- Microwave (HF) module
- L * W * D: 20mm * 20mm * 45mm
- Tri-level dimming (*See pg. 01)
- Frequency: 5.8GHz ±75MHz
- Input: 12VDC (≥25mA)
- Output (Max Loading): 5V, PWM
- Max installation height: 6m
- Max detection range: 10m (diameter)
- Robust HF antenna design against wireless interference (*See pg. 13)
- Sensor settings via handset HRC-05

NEW!

SAM12NH

- Microwave (HF) module
- L * W * D: 39mm * 19.5mm * 8.5mm
- Tri-level dimming (*See pg. 19)
- Frequency: 5.8GHz ±75MHz
- Input: 12VDC (≥25mA)
- Output (Max Loading): 5V, PWM
- Max installation height: 6m
- Max detection range: 10m (diameter)
- Daylight sensor: Photodiode (PD)
- Active Lux Switching technology (*See pg. 15)
- Robust HF antenna design against wireless interference (*See pg. 13)
- Sensor settings via DIP-Switches

NEW!

SAM12NH/RC05

HRC-05

- Microwave (HF) module
- L * W * D: 39mm * 19.5mm * 13mm
- Tri-level dimming (*See pg. 01)
- Frequency: 5.8GHz ±75MHz
- Input: 12VDC (≥25mA)
- Output (Max Loading): 5V, PWM
- Max installation height: 6m
- Max detection range: 10m (diameter)
- Daylight sensor: Photodiode (PD)
- Active Lux Switching technology (*See pg.15)
- Robust HF antenna design against wireless interference (*See pg. 13)
- Sensor settings via handset HRC-05

NEW!

SAM14NH

- Microwave (HF) module
- L * W * D: 78mm * 13mm * 13mm
- Tri-level dimming (*See pg. 01)
- Frequency: 5.8GHz ±75MHz
- Input: 12VDC (≥25mA)
- Output (Max Loading): 5V, PWM or 0-10V
- Max installation height: 6m
- Max detection range: 12m (diameter)
- Daylight sensor: Photodiode (PD)
- Active Lux Switching technology (*See pg. 15)
- Robust HF antenna design against wireless interference (*See pg. 13)
- Sensor settings via DIP-Switches

NEW!

SAM14NH/RC05



HRC-05

- Microwave (HF) module
- L * W * D: 78mm * 13mm * 13mm
- Tri-level dimming (*See pg. 01)
- Frequency: 5.8GHz ±75MHz
- Input: 12VDC (≥25mA)
- Output (Max Loading): 5V, PWM or 0-10V
- Max installation height: 6m
- Max detection range: 12m (diameter)
- Daylight sensor: Photodiode (PD)
- Active Lux Switching technology (*See pg.15)
- Robust HF antenna design against wireless interference (*See pg. 13)
- Sensor settings via handset HRC-05