
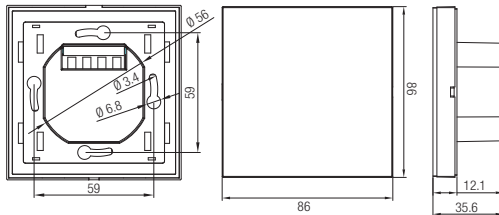


1. Technical Specifications

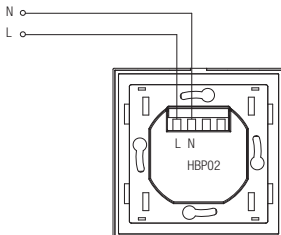
Operation frequency	2.4 GHz - 2.483 GHz
Transmission power	4 dBm
Range (Typical indoor)	10 – 30m
Protocol	Bluetooth® 5.0 SIG Mesh
Operating voltage	220–240VAC 50/60Hz
Stand-by power	<1.5W
Operation temperature	Ta: -20°C – +50°C
Relative humidity	20% – 90%
IP rating	IP20
EMC standard (EMC)	EN55015, EN61000, EN61547
Safety standard (LVD)	EN60669-1/-2-1 AS/NZS60669-1/-2-1
RED	EN300328, EN301489-1/-17
Certification	CB, CE, EMC, RED, RCM

2. Installation

Mechanical Structure & Dimensions



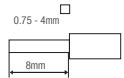
Wiring Diagram



Wire Preparation



Rising clamp terminal.



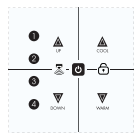

To make or release the wire from the terminal, use a screwdriver to push down the button.

3. Download the App

Free App for set-up and commissioning



4. Operation



1 2 3 4 Scene Recall

Bluetooth®

Scenes are simply programmed using the App.

Create and name the scenes using the scenes menu, and then assign the scenes to buttons ○ ○ ○ ○ from the device settings menu.



Sensor take over

Press this button to quit manual override mode (Sensors will take over the control).



Clean Mode

Long press this button for more than 5s to go to clean mode (during this clean mode, the touch panel screen will be locked and does not respond to any touch), it will quit automatically after 1min.



The ON/OFF button has a configurable response via the App.

Permanent OFF (Occupancy sensor disabled).

Turning off via the ON/OFF button will suspend the entire system, including occupancy sensor. Pressing this button again will resume the last automatic profile selected, or pressing any other button on the control panel will wake up the system.

Touch Indications

Three methods for successful touch indications:

Vibration / Beeper / LED indicator

User can select any one, two or all of them to indicate successful touch on HBP02 in the App.

Real-time Sustainability

The touch panel HBP02 can keep the time running for up to 7-8 weeks against power failure.

5. Additional Information / Documents

1. To learn more about detailed product features/functions, please refer to www.hytronik.com/download ->knowledge ->Introduction of App Scenes and Product Functions
2. Regarding precautions for Bluetooth product installation and operation, please kindly refer to www.hytronik.com/download ->knowledge ->Bluetooth Products - Precautions for Product Installation and Operation
3. Data sheet is subject to change without notice. Please always refer to the most recent release on [www.hytronik.com/products/bluetooth technology](http://www.hytronik.com/products/bluetooth%20technology) ->Bluetooth Accessories
4. Regarding Hytronik standard guarantee policy, please refer to www.hytronik.com/download ->knowledge ->Hytronik Standard Guarantee Policy