Switch-Dim to 0/1-10V Control Dimming Interface

HD8200V
0/1-10V

HYTRONIK®

CB CE emc RED IP20

Product Description

Ideal for mounting into a standard lighting backbox, this dimmer interface provides smooth dimming via the popular Switch-DIM logic to light fixtures using 0/1-10V control technology.

- Office / Commercial Lighting
- Home office / Domestic use

Use for retrofit upgrades & new installations.

Hardware Features

- 0/1-10V output with relay control: 400VA (capacitive) and 800W (resistive)
- 2 Push inputs for flexible manual control
- Zero crossing detection circuit to reduce in-rush current and prolong relay lifetime
- Permanent Memory
- Short-circuit protection
- Overload protection
- 5-year warranty

Technical Specifications

Environment	
Operation temperature	Ta: -20°C ~ +45°C
Case temperature (Max.)	Tc: +75°C
Storage temperature	-40°C ~ 70°C
Relative humidity	20 ~ 90%
IP rating	IP20
Insulation	Class II

Input & Output Characteristics	
Operating voltage	220~240VAC 50Hz
Stand-by power	<0.5W
Load ratings	400VA(Capacitive), 800W(Resistive)

Safety & EMC	
EMC standard (EMC)	EN55015, EN61547 EN62479, EN61000
Safety standard (LVD)	IEC/EN 61058, AS/NZS 61058
Radio Equipment (RED)	EN300 328, EN301489-1/-17, EN62479
Certification	Semko, CB, CE , EMC, RED, RCM

Mechanical Structure & Dimensions

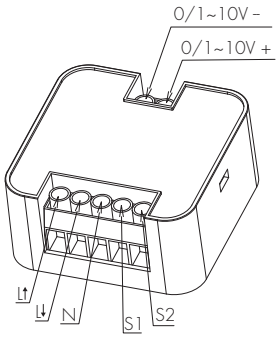

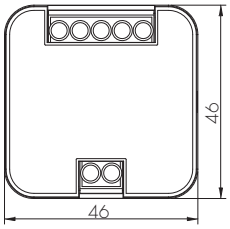

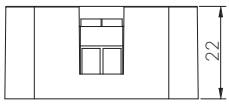

Wire Preparation

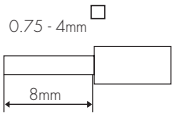

To make or release the wire from the terminal, use a screwdriver to push down the button.

Wiring Diagram

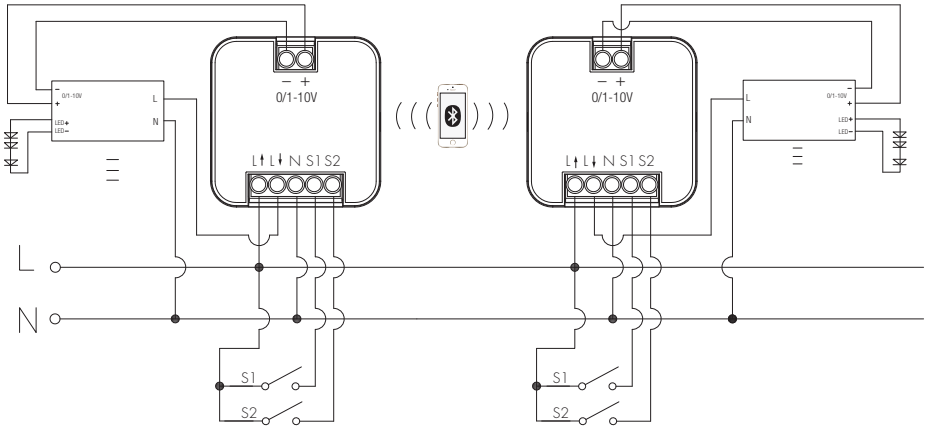

Dimming Interface Operation Notes

Switch-Dim

The provided Switch-Dim interface allows for a simple dimming method using commercially available non-latching (momentary) wall switches. Detailed Push switch configurations can be set on Koolmesh app.

Switch Function	Action	Descriptions
Push switch	Short press (<1 second) Push1/Push2 * Short press has to be longer than 0.1s, or it will be invalid.	- Turn on/off - Turn on only - Turn off only
	Long press (≥1 second) Push1	- 1-10V Dimming
	Long press (≥1 second) Push2	- 0-10V Dimming

Additional Information / Documents

1. Data sheet is subject to change without notice. Please always refer to the most recent release on www.hytronik.com/products/Accessorise

2. Regarding Hytronik standard guarantee policy, please refer to www.hytronik.com/download ->knowledge ->Hytronik Standard Guarantee Policy