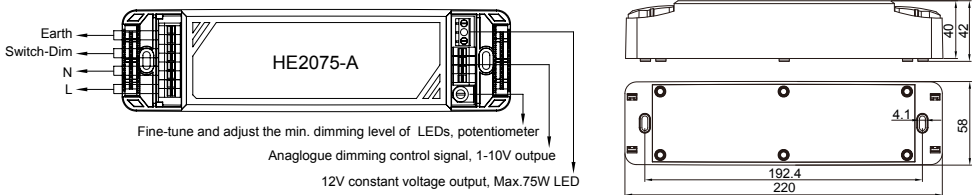
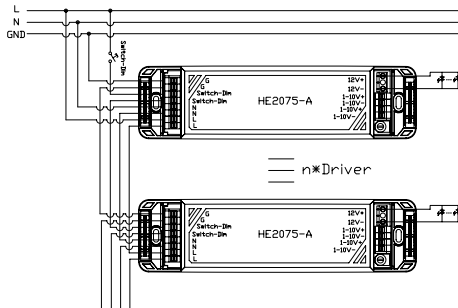


INSTRUCTION MANUAL FOR 75W DIMMABLE LED DRIVER MODEL NO.: HE2075-A

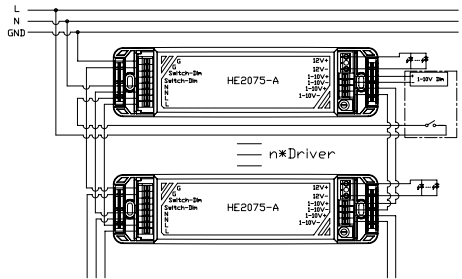


WIRING DIAGRAM

Switch-Dim wiring diagram




1-10V dimming wiring diagram



- Note: 1. Default setting is "1-10V" dimming.
2. This "1-10V" output is isolated, SELV output.
3. To shift dimming from "Switch-Dim" to "1-10V", the end-user should short-circuit "1-10V" first for at least 3s.

SWITCH-DIM



- On/off control: short push (<1s) on the switch.
Note: Short push should be at least 0.12s, and the time interval between two pushes should be longer than 0.12s also.
- Stepless dimming: long push (>1s) on the switch.
- For fine tuning of light level: with every other long push, the light level goes to the opposite direction.
- Built-in with permanent memory: light returns to the previous dimming level when switched off and on again, even at power failure.

SYNCHRONIZATION

Up to 50pcs drivers can be connected to the same switch, thanks to the programme. This means there is no need for any additional synchrony wire in large installation, where many drivers should be controlled by one switch.

Please follow the steps below to achieve synchronization function if more than one driver are connected to the same push botton:

- Press the push button for more than 1s (long push), then a short push (<1s). Now the devices are switched off.
- Long push the button, the system is now synchronized.

LOOP-IN, LOOP-OUT

Thanks to double terminals on the primary side, it is easy to connect many drivers in series, just simply take the L, N and switch-Dim. from the previous driver to the next driver. Saves a lot of wires and work.

SPECIFICATION:

| | |
|-----------------------------|---|
| Mains voltage | 220-240VAC 50/60Hz |
| Mains current | 0.39A (Max.) |
| Mains power | 86W (Max) |
| Output voltage (U-out max.) | 12VDC |
| Power factor | ≥0.97 |
| Operation temperature | Ta: -20 C ~+45 C Tc: 85 C |
| Output current | 0-6.25A |
| Load | 12V LED light |
| Dimming range | 0-100% (adjust potentiometer for min. level) |
| Efficiency(Max) | ≥88% |
| Abnormal protection | Output short-circuit protection with auto-reset |
| Over-heat protection | Over-heat protection with auto-reset |
| EMC standard | EN55015, EN61547 |
| Safety standard | EN61347-1, EN61347-2-13 |
| Certification | Semko, CE , EMC |
| Dielectric strength | Input→output:3750VAC Input→ground 1500VAC Output→ground 500VAC all with 5mA/1min |
| IP grade | IP20 |