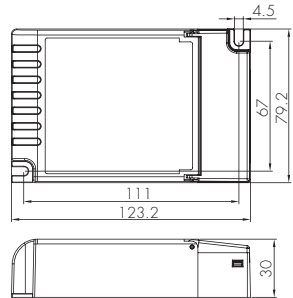
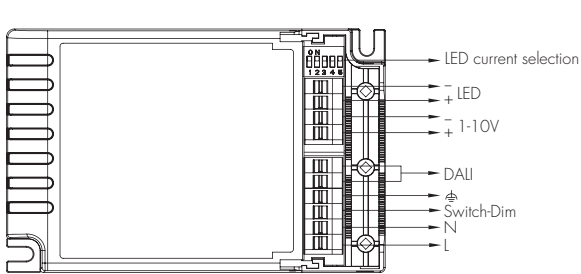
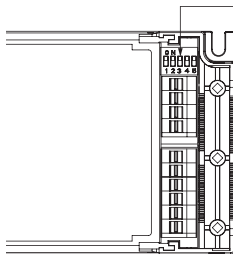


INSTRUCTION MANUAL FOR 50W DALI LED DRIVER MODEL NO.: HED2050




LED Current Selection

The current can be easily configured by choosing the correct combination of the DIP switches (see table below).

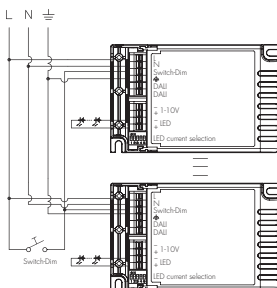


mA	1	2	3	4	5
700mA	○	○	○	○	○
750mA	●	○	○	○	○
800mA	○	●	○	○	○
850mA	○	○	●	○	○
900mA	○	○	○	●	○
950mA	○	○	○	○	●
1000mA	○	○	○	○	○
1050mA	○	○	○	○	○
1100mA	○	○	○	○	○
1150mA	○	○	○	○	○
1200mA	○	○	○	○	○
1250mA	○	○	○	○	○
1300mA	○	○	○	○	○
1350mA	○	○	○	○	○
1400mA	○	○	○	○	○

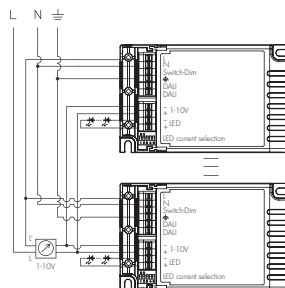


WIRING DIAGRAM

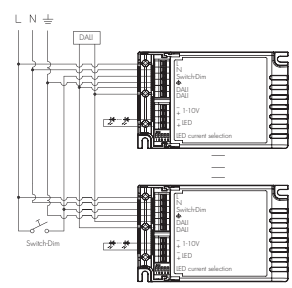
Switch-Dim wiring diagram



1-10V wiring diagram




Switch-Dim & DALI wiring diagram



⚠ Warning: Please make sure the correct current is selected before starting the driver!

SWITCH-DIM



- On/off control: short push (<0.4s) on the switch.
Note: Short push should be at least 0.12s, and the time interval between two pushes should be longer than 0.12s also.
- Stepless dimming: long push (>0.9s) on the switch.
- For fine tuning of light level: with every alternate long push, the light level goes to the opposite direction.
- Built-in permanent memory: light returns to the previous dimming level when switched off and on again, even after power failure.

Synchronization

Up to 64 drivers can be connected to the same switch, thanks to the programme. This means there is no need for any additional synchrony wire in large installation, where many drivers should be controlled by one switch.

Please follow the step below to achieve synchronization function if more than one driver is connected to the same push button:

- Do a long push for more than 15s, then the system is synchronized and all lights in the group dim down to 50%.

Permanent Memory

This driver has built-in permanent memory against power failure, which means the light always starts up at the previous level when it was switched off last time.

Manual Override

DALI and switch-Dim. can be connected at the same time, to enable manual override function for end-users to switch on/off or adjust the dimming level by the push-switch. This feature makes the product more user-friendly, and could provide more options for some extra-ordinary demands.

* Short push (<0.4s): on/off control.

* Long push (>0.9s): dim up/down the dimming level.

* If customers do not want to have this manual override function, just leave the "switch" terminal alone, and not connected to any wire.

* This manual override is only valid before the next DALI command, meaning the latest action, either from DALI, switch-Dim, stays in control.

SPECIFICATION

Mains voltage	220-240VAC 50/60Hz
Mains current	0.3~0.25A (Max.)
Mains power	58W (Max.)
Max. output power / current / voltage	40.5W / 700mA / 12~58V 43.5W / 750mA / 12~58V 46.5W / 800mA / 12~58V 49W / 850mA / 12~58V 50W / 900mA / 12~56V 50W / 950mA / 12~53V 50W / 1000mA / 12~50V 50W / 1050mA / 12~48V 50W / 1100mA / 12~45V 50W / 1150mA / 12~43V 50W / 1200mA / 12~42V 50W / 1250mA / 12~40V 50W / 1300mA / 12~38V 50W / 1350mA / 12~37V 50W / 1400mA / 12~36V
Output voltage (U-out max.)	80V
Power factor	≥0.95
Operation temperature	Ta: -20~+45℃ Tc:80℃
Efficiency (Max.)	87%(Max.)
Abnormal protection	Output short-circuit protection with auto-reset
Over-heat protection	Over-heat protection with auto-reset
EMC standard	EN55015, EN61547, EN61000-3-2/3
Safety standard	EN61347-1,EN60598-1,EN61347-2-13
DALI standard	IEC62386-101:2009 ; IEC62386-102:2009 ; IEC62386-207:2009
Dielectric strength	Input→output : 3750VAC
IP grade	IP20