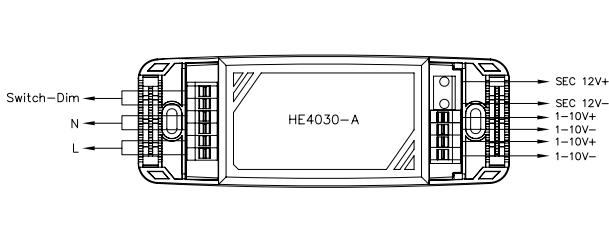
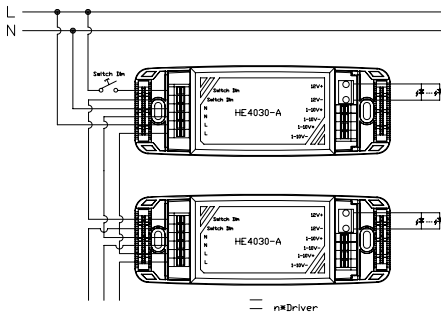


INSTRUCTION MANUAL FOR 30W DIMMABLE LED DRIVER MODEL NO.: HE4030-A

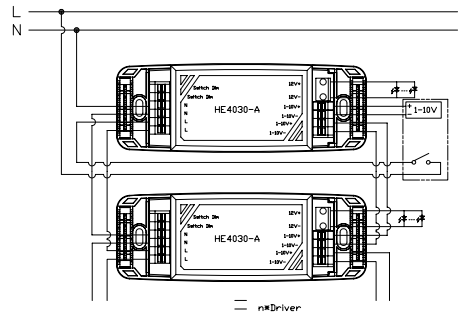


WIRING DIAGRAM

Switch-Dim wiring diagram



1-10V wiring diagram




Note: 1. Default setting is "1-10V" dimming.

2. This "1-10V" output is isolated, SELV output.

3. To shift dimming from "Switch-Dim" to "1-10V", the end-user should short-circuit "1-10V" first for at least 3s.

SWITCH-DIM



- On/off control: short push (<1s) on the switch.

Note: Short push should be at least 0.12s, and the time interval between two pushes should be longer than 0.12s also.

- Stepless dimming: long push (>1s) on the switch.
- For fine tuning of light level: with every other long push, the light level goes to the opposite direction.
- Built-in with permanent memory: light returns to the previous dimming level when switched off and on again, even at power failure.

SYNCHRONIZATION

Up to 50pcs drivers can be connected to the same switch, thanks to the programme. This means there is no need for any additional synchrony wire in large installation, where many drivers should be controlled by one switch.

Please follow the steps below to achieve synchronization function if more than one driver are connected to the same push button:

- Press the push button for more than 1s (long push), then a short push (<1s). Now the devices are switched off.
- Long push the button, the system is now synchronized.

LOOP-IN AND LOOP-OUT

Thanks to double terminals on the primary side, it is easy to connect many drivers in series, just simply take the L, N and switch-Dim. from the previous driver to the next driver.

SPECIFICATION:

Mains Voltage	220-240VAC 50/60Hz
Input current	0.175A~0.16A
Input power	37.5W (Max.)
Output voltage (U-out max.)	12VDC
Power factor	≥0.95
Operation temperature	Ta: -20~+45℃ Tc:80℃
Output current	2.5A (Max.)
Max. Efficiency	≥85%
Over-heat protection	Over-heat protection with auto-reset.
Dielectric strength	Input→output : 3750VAC/5mA/1min
IP grade	IP20
EMC standard	EN55015 EN61547 EN61000-3-2/3
Safety standard	EN61347-1 EN61347-2-13 EN60598-1
Certification	Semko, CE , EMC