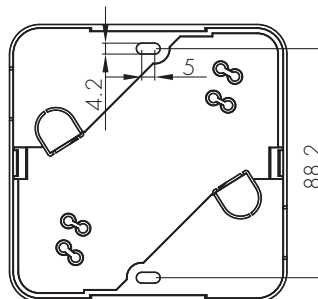
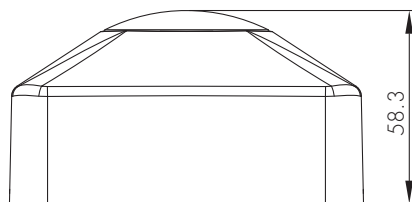


IP20 Housing for HF Motion Sensor

HC-IP20

HYTRONIK®

Mechanical structure



Below sensors can be mounted inside the IP20 box, for stand alone independent electrical installation.
(the milky lens allows natural light come through)



IP20 box



Stand-alone version
microwave motion sensor

• • •

step1

Choose your wiring

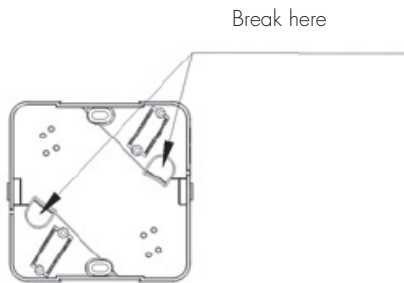


Fig. 1

Option 1: For cables buried in the walls

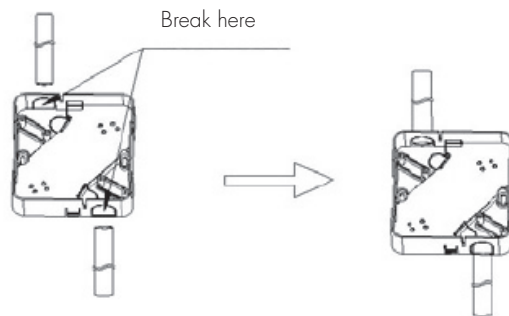
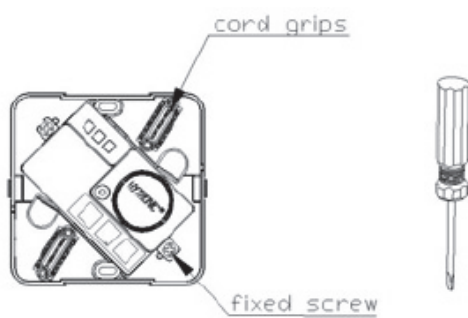


Fig. 2

Option 2: For cables go from cable pipe

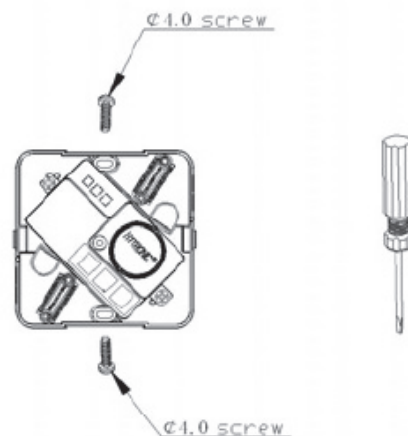
step2

Install the sensor on the box base



step3

Fixing the base to the ceiling or flat surface with screws



step4

Mount the cover to the base

