



SensorDIM[®] LED Driver

This dimmable LED driver is specially designed to work with sensors to achieve dimming function, when receiving the signal from sensors, the driver works on full power, when the signal passes out, the driver works on pre-defined brightness(0%/10%/20%/30%/50%/100%, set up by different combinations of 4 DIP switches), which achieves energy saving.

This driver has an unique benefit of output current selection, 3 DIP switches give customers 4 different current levels to choose (350mA/500mA/700mA/1000mA), which makes it possible to work with all current constant LED lamps. If the selected output current is higher than the LED rated current, the performance and life-span of LED will be greatly jeopardized.



MODEL: HE1018-1



Aluminum profile filled with silicon rubber for heavy duty task, hostile thermal conditions and tough climate.

Reference for loading of different LED on different current selection:

Output Current	Single LED power	Min. Qty of load	Max. Qty of load	Operation voltage range
1000mA	3W	3PCS	6PCS	8-18V
700mA	3W/5W	3PCS	6PCS/3PCS	8.5-26V
500mA	2W	3PCS	9PCS	9-36V
350mA	1W	3PCS	15PCS	9.5-51V

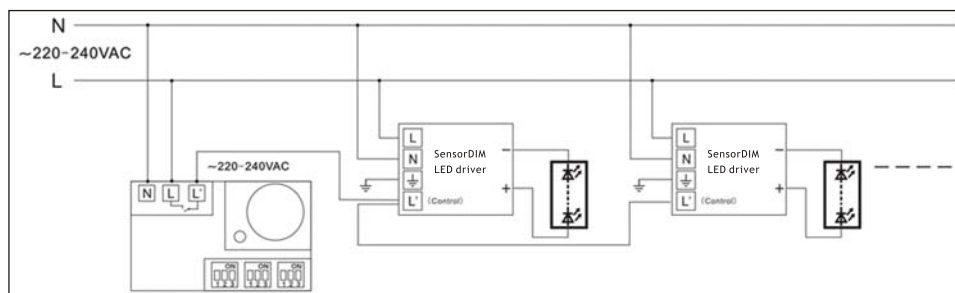
Note:

- a) In the case of LED module or many LED with same rated current is connected to this driver, the “operation voltage range” in above table should be respected and fulfilled. The total load should not exceed 18W.

- b) When the LED is used below the rated current, the total quantity of load must \geq the “Min. Qty of load” . The total output voltage can not exceed the above table “operation voltage range” . (for example, when a LED of 700mA/4.2V is used on 350mA, then the Min. Quantity of load is 3pcs and the Max. is 12pcs.)
- c) When a mix of LED with different rated current is loaded to this driver, select the output current according to the minimum current within the mixed LED group.
- d) LED lamps will flicker if the actual operation voltage is below the specified “operation voltage range” in above table, in this case, it is recommended to increase the LED quantity.

This driver will not work in current constant mode if the actual operation voltage exceed the specified “operation voltage range” in above table, in this case, the brightness and output power of the LED lamps will decrease, and it is recommended to reduce the LED quantity.

Wiring schematic:



Note: This dimmable LED driver is triggered by 220-240v signal, therefore all types of sensors who has an output of 220-240V signal (for example, motion sensor, infrared sensor, light sensor, sound sensor, etc.) can control and dim this LED driver.

Technical parameters:

MODEL: HE1018-1

Number	Item	Technical data
1	Rated voltage	220-240VAC
2	Rated frequency	50/60Hz
3	Output power	18W Max.
4	Input current	0.104A
5	Output voltage	51VDC Max.
6	LED current selection	350mA/500mA/700mA/1000mA
7	Pre-defined dimming level	0%/10%/20%/30%/50%/100%
8	Empty load power consumption	$\leq 0.5W$
9	Ta	-25°C-- +50°C
10	Short-circuit protection	Short-circuit protection, automatic reset
11	Over-heat protection	Over-heating protection, automatic reset
12	Power factor	≥ 0.9
13	Dielectric strength	Input--output 3750VAC/5mA/1min Input--casing 1800VAC/5mA/1min Output--casing 500VAC/5mA/1min
14	EMC standard	EN55015:2007 version EN61547
15	Safety directive	EN61347-2-13